



JLG 450AJ

450 SERIES II

ARTICULATING BOOM LIFTS



Performance

| | | |
|-----------------------------------|----------------------------|------------------------|
| Platform Height | 45 ft | 13.72 m |
| Horizontal Outreach | 24 ft 6 in. | 7.47 m |
| Up and Over Height | 24 ft 10 in. | 7.57 m |
| Swing | 360 Degrees Non-Continuous | |
| Platform Capacity Unrestricted | 500 lb | 227 kg |
| Platform Size | 30 x 72 in. | 0.76 x 1.83 m |
| Platform Rotator | 180 Degrees Hydraulic | |
| Jib (450AJ Only) | 4 ft 1 in. | 1.24 m |
| Range of Articulation | 144 Degrees (+74, -70) | |
| Weight | | |
| 450A | 12,750 lb | 5,783 kg |
| 450AJ | 13,250 lb | 6,010 kg |
| Max. Ground Bearing Pressure | 65 psi | 4.6 kg/cm ² |
| Drive Speed | | |
| 2WD | 3.5 mph | 5.6 km/hr |
| 4WD | 4.5 mph | 7.2 km/hr |
| Gradeability | | |
| 2WD | 30% | |
| 4WD | 45% | |
| Axle Oscillation | 4 in. | 10.16 cm |
| Turning Radius | | |
| Inside | 6 ft 7 in. | 2.0 m |
| Outside | 16 ft 5 in. | 5.0 m |



Standard Specifications

Engine

| | | |
|----------------------------|---------|---------|
| Make and Model | | |
| Dual Fuel Engine | | |
| GM Vortec 3000 MPFI | 82 hp | 61 kW |
| Diesel Engine | | |
| Deutz D2.9 L4 Tier 4 Final | 49 hp | 36.4 kW |
| Fuel Tank Capacity | 17 gal. | 64 L |

Tires

| | |
|----------|---|
| Standard | 33/155D x 16.5 Superwide |
| Optional | 12 x 16.5 Lug Tread Tires Foam-Filled Tires Non-Marking Tires |

Hydraulic System

| | | |
|-----------------|---------|---------|
| Capacity | 27 gal. | 102.2 L |
| Auxiliary Power | 12V DC | |

Standard Features

- 4 ft 1 in. (1.24 m)
- Articulating Jib (450AJ only)
- Platform 30 x 72 in. (0.76 x 1.83 m)
- Side Entry
- 180 Degree Hydraulic Platform Rotator
- Platform Console Machine Status Light Panel¹
- 110V-AC Receptacle in the Platform
- 5 Degree Tilt Alarm/Indicator Light
- Rim Protector Lug Tread Tires
- Swing Out Engine Module
- Gull-wing Turntable Hoods
- 12V-DC Auxiliary Power
- Hourmeter
- Hydrostatic Drive
- Proportional Controls
- Control ADESM System
- Lifting/Tie Down Lugs
- Horn
- Oscillating Axle
- Cast Aluminum Control Box
- Motion Alarm

Accessories & Options

- Inward Swinging Self Closing Gate
- Mesh to Top Rail— Bolt-on Aluminum
- 1/2 in. Air Line to Platform
- Soft Touch System
- AC Generator
- Flashing Amber Beacon
- 43.5 lb (19.73 kg) Propane Tank
- Cold Weather Kit¹
- Hostile Environment Kit¹
- Arctic Package⁴
- Light Package
- Platform Worklights
- Operator Tool Tray
- SkyPowerSM Package
- SkyWelderSM Package
- SkyCutterSM Package

1. Provides indicator lights at platform control console for system distress, low fuel, 5 degree tilt light, and foot switch status.
2. Includes battery blanket, hydraulic tank heater, block heater (Ford), glow plugs (Deutz).
3. Includes boom wipers, cylinder bellows and console cover.
4. Includes arctic hydraulic hoses (drive and steer only) and main boom cable, arctic hydraulic oil, extreme cold engine oil, fuel conditioner, engine block heater, battery blanket, glow plugs, hydraulic tank heater and oversized footswitch.

Note: Some options may increase lead time, and some option combinations may not be available.



450 SERIES II

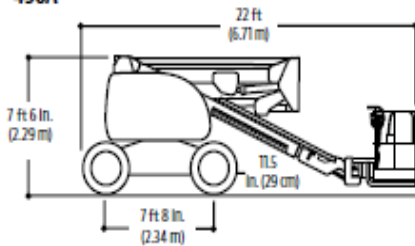
ARTICULATING BOOM LIFTS



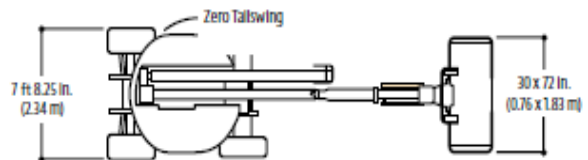
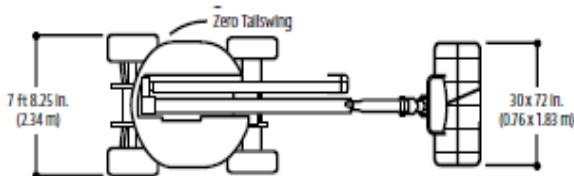
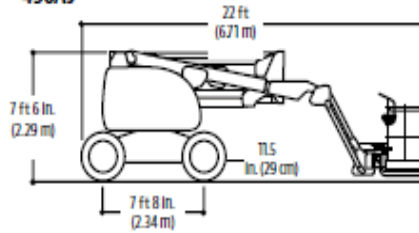
Dimensions

All dimensions are approximate.

450A

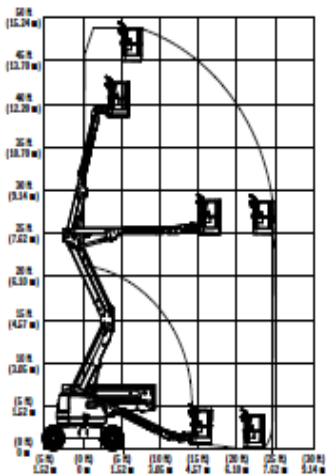


450AJ



Load Chart and Dimensions

450A



JLG MODEL 450AJ (450 Series II)

